



ETI, d.o.o., Obrezija 5, SI-1411 Izlake
www.etigroup.eu/products-services

SON-WTA-3K
002471651

LED indicator
(red-yellow-green)
with WTA fuse sockets



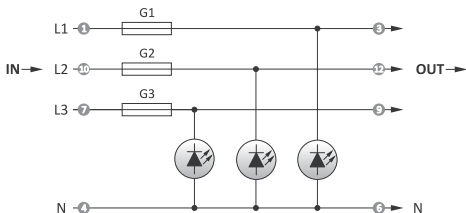
Purpose

The SON-WTA-3K signal light is designed for an optical indication of voltage in individual phases of a three-phase network. The signal lights are protected by fuses connected in series, which allows to avoid the use of an additional module with protections and, as a result, saves space in the switchgear.

Functioning

The presence of a voltage behind the fuse is indicated by the corresponding LED incorporated in the circuit of this phase. In case of a phase voltage loss or burnout of the fuse-link, the signal light is off, indicating that there is no voltage.

Internal diagram



G1, G2, G3 – fuse sockets

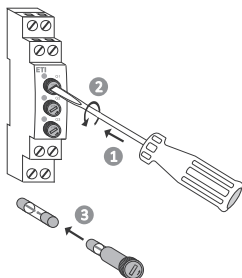
Installation

1. Check the phase sequence.
2. Turn off the power supply.
3. Fix the unit on a rail in the control box.
4. Connect the circuit according to the diagram.
5. Install the fuse-links in the holders.
6. Turn on the power supply.



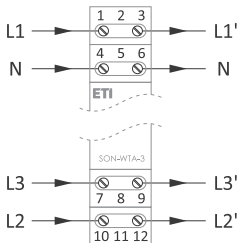
Including 500/630 mA delayed fuse links. Inserts with other currents or characteristics sold separately.

Replacement of fusible link



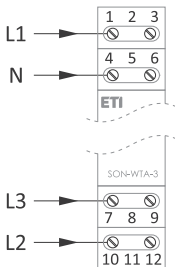
Wiring diagram

Receiver protection function



Wiring diagram cont.

Voltage presence indicator function



If the LED is damaged or the fuse is blown, there may be no optical signalling and there may be voltage on the power supply line!

Technical data

power supply	3×230 V+N
rated current (the signal light is on)	1.7 mA/phase
power consumption (the signal light is on)	0.2 W/phase
indication of the correctness of power supply	3×LED (red-yellow-green)
fuse*	ø5×20 mm fuse link
maximum disconnection voltage	250 V
maximum fuse current	6.3 A
working temperature	-25÷50°C
terminal	2.5 mm ² screw terminals
tightening torque	0.4 Nm
dimensions	1 module (18 mm)
mounting	on TH-35 rail
ingress protection	IP20

* selected by user

Warranty

ETI products are covered by a 24-month warranty from the date of purchase. The warranty is only valid with proof of purchase. Contact your dealer or contact us directly.

CE declaration

ETI declares that the device is in conformity with the essential requirements of The Low Voltage Directive (LVD) 2014/35/EU and the Electromagnetic Compatibility (EMC) Directive 2014/30/UE.

The CE Declaration of Conformity, along with the references to the standards in relation to which conformity is declared, can be found: www.etipolam.com.pl on the product subpage.

ETI